



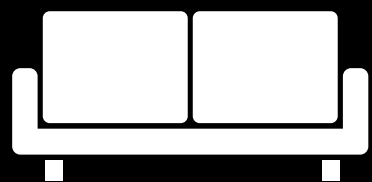
# TEXTILE WASTE

- **End-of-life clothing and textiles, such as clothes, towels and bedlinen**
- **They may be holey, worn, stained, or otherwise damaged, but they must be dry**



Textile waste must be dry. Put it in a clear bag and tie the bag with a knot. Reusable clothing should be sorted out for reuse.





# BULKY WASTE

- **Large burnable items**  
Furniture, beds, rugs, boards and plates etc.
- **Large iron and metal items**  
Drying racks, ironing boards, bikes, prams etc.
- **Large electronics**  
Domestic appliances, TVs, computer screens etc.
- **PVC**  
PVC pipes, garden hoses, inflatable water toys, wellingtons etc.
- **Impregnated wood**  
Outdoor wood, wooden benches etc.



Always place your bulky waste sorted and upright, without stacking it.

F R E D E R I K S B E R G  
K O M M U N E






# SMALL ELECTRONICS

- IT, phones, tablets, game consoles and chargers
- Toys with electronic components
- Lamps, lights, wires and cables



Electronic waste is anything that uses batteries or contains wires.





# RESIDUAL WASTE

- Sanitary waste, kitchen sponges and polystyrene
- Vacuum cleaner bags and cigarette butts
- Animal bedding, ash and sweepings
- Greasy cardboard and paper



Always use a bag, and tie a knot.

F R E D E R I K S B E R G  
K O M M U N E





## PLASTIC




## FOOD AND DRINK CARTONS

- Plastic packaging from food, drinks, cleaning products and shampoo
- Milk, yoghurt, juice and chocolate milk cartons
- Cartons from foods such as skinned tomatoes, bechamel sauce, vanilla sauce, chickpeas etc.



The packaging and food and drink cartons must be free from food scraps, but there is no need to rinse it.






# PAPER

- Newspapers, magazines, ad circulars and window envelopes
- Notepads and drawing paper



No need to remove clips or tape.





# CARDBOARD

- **Cardboard boxes and packaging from toothpaste and food etc.**
- **Corrugated cardboard and cardboard marks**
- **Cardboard from dry goods**
- **Egg trays**



Cardboard should be dry and clean. Pizza boxes must always be sorted as residual waste.





# METAL

- **Empty cans, tinfoil caps and tea lights**
- **Cutlery, pots and pans**
- **Screws, nails and tools etc.**
- **Tinfoil trays and empty coffee pods**



Waste primarily consisting of metal must be sorted as metal, for example a pan with a wooden shaft.







# FOOD WASTE

- **Food scraps – both cooked and uncooked**
- **Shells, grains and vegetables**
- **Coffee grounds and filters, tea leaves and bags**
- **Cut flowers**



Use only the designated food waste bags  
– and tie a knot.

F R E D E R I K S B E R G  
K O M M U N E





# GARDEN WASTE

- **Hedge trimmings, weeds, grass**
- **Flower waste**
- **Fallen leaves on grass and in beds**



You can use open paper bags, but only filled to the line.





# GLASS

- **Glass food packaging**
- **Drinking glasses and glass bottles from beverages or food etc.**
- **Shards of glass**




The glass should be emptied of food or beverages, but there is no need to rinse it or remove the cap.





# HAZARDOUS WASTE

- **Paint, spray cans, chemicals and poison**
- **Fluorescent tubes, low energy and LED light bulbs**
- **Batteries**
- **Printer cartridges and nail varnish**



Products and empty packaging marked with these symbols must be sorted as hazardous waste.



The hazardous waste must not be stacked. Never mix leftovers of hazardous waste.

F R E D E R I K S B E R G  
K O M M U N E

